

The SciVerse Scopus Journal Analyzer

SciVerse Scopus is the largest abstract and citation database of peer-reviewed literature and quality web sources with smart tools to track, analyze and visualize research.

Open to Accelerate Science

Clear decisions start here: journal evaluation is becoming increasingly relevant within academic, government and corporate markets. With the launch of the SciVerse Scopus Journal Analyzer, librarians, researchers and editors now have quick and easy access to a transparent overview of the journal landscape.

Whether you subscribe to or edit a journal, or are wondering where to submit your paper, you want to know how different journals compare to each other. Using citations from over 18,000 peer-reviewed journals from 5,000 publishers, the SciVerse Scopus Journal Analyzer enables you to compare up to 10 journals simultaneously, back to 1996. Search results are displayed graphically, delivering fast, field-specific, transparent and objective results.

What's more, the results are updated every two months. For the first time, you can see

where you stand right now, not where you were last year. With our data, you have more time to carry out the analysis and make clear, well informed decisions.

How can you benefit?

In light of declining library budgets, **librarians and information specialists** need to be confident that they are investing their budgets optimally. The SciVerse Scopus Journal Analyzer will enable you to search for all journals in a subject area and view your current details and performance over time. The SciVerse Scopus Journal Analyzer also includes new journals and journals not considered by existing metrics, which will help you decide where to invest.

As a **researcher**, knowing the reputation and value of a journal can help you decide where

to publish to get the best visibility for your work and how to prioritize your submissions. The SciVerse Scopus Journal Analyzer will enable you to search for journals within a specific field, find out who publishes them and get an overview of the journal landscape.

Overall, **journal editors** are the most prolific practitioners of journal evaluation, going to great lengths to establish what can influence the reputation of their journal. The SciVerse Scopus Journal Analyzer gives you quick, easy access to an objective and transparent overview of the performance of your own and your competitors' journals over time. This can help you analyze your journal more effectively, identify new growth areas, set out a strategy to increase performance or decide which journals you would like to be an editorial board member for.

How does it work?

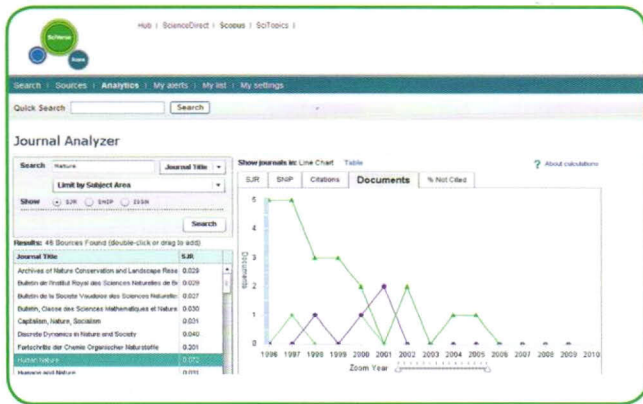
The SciVerse Scopus Journal Analyzer allows you to select up to 10 journals to upload into the graphs for comparative analysis. If you wish to analyze journal performance during a specific period of time, it is also easy to limit the data displayed to a smaller number of years than the default from 1996 to the present.

The functionality provides you with three graphical representations of the journals from the Analytics tab. And, since the data will be updated every two months, you will have regular access to the most recent overview available.

"This feature gives me a good overview of a selection of journals at one time, and provides me with the insights I need before I move onto the detailed analysis. I particularly like being able to calculate my own indicators from my own analysis."

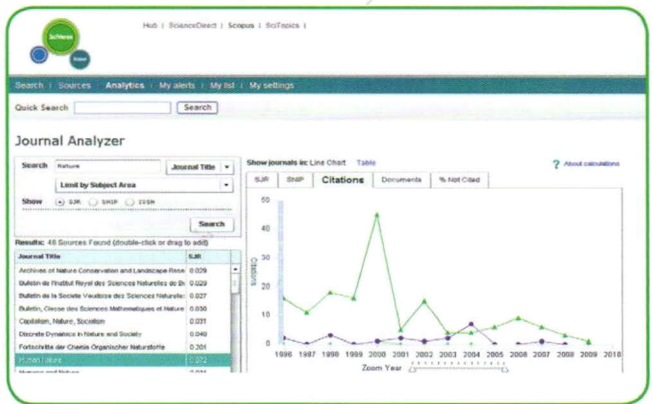
Dr. Juan Gorraiz, Wien University, Austria

Articles published



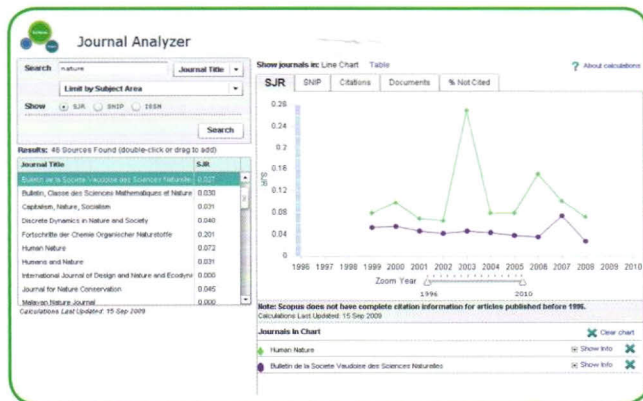
The Articles Published graph shows how many articles were published by each journal over time as a basis of comparison.

Total citations



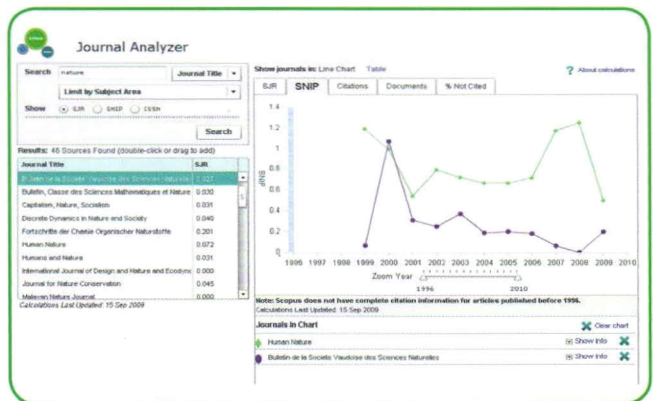
The SciVerse Scopus Journal Analyzer allows you to search for and select up to 10 journals for comparison. The Total Citations graph displays the total number of citations received over the course of each year. The points in the graph represent the total number of citations received in that year, regardless of the publication date of the cited document.

SJR



Developed by Professor Félix de Moya, SCImago Journal Rank (SJR) is a prestige metric based on the idea that 'all citations are not created equal'. With SJR, the subject field, quality and reputation of the journal has a direct impact on the value of a citation. This means that a citation from a source with a relatively high SJR is worth more than a citation from a source with a lower SJR.

SNIP



Created by Professor Henk Moed at CTWS, University of Leiden, Source-Normalized Impact per Paper (SNIP) measures contextual citation impact by weighting citations based on the total number of citations in a subject field. The impact of a single citation is given higher value in subject areas where citations are less likely, and vice versa.

For more information about SciVerse Scopus, please contact your nearest Elsevier Regional Sales Office.

Asia and Australia
Tel: +65 6349 0222
Fax: +65 6733 1050
Email: sginfo@elsevier.com

Europe, Middle East and Africa
Tel: +31 20 485 3767
Email: nlinfo@elsevier.com

Japan
Tel: +81 3 5561 5034
Fax: +81 3 5561 5047
Email: jpinfo@elsevier.com

Korea
Tel: +82 2 6714 3000
Fax: +82 2 732 8689
Email: krinfo@elsevier.com

North, Central America and Canada
Tel: +1 888 615 4500
Email: usinfo@elsevier.com

South America
Tel: +55 21 3970 9300
Fax: +55 21 2507 1991
Email: brinfo@elsevier.com

For more information please visit: www.info.sciverse.com/scopus

Copyright© 2010 Elsevier B.V. All rights reserved. SciVerse® is a registered trademark of Elsevier Properties S.A. and used under licence. Scopus® is a registered trademark of Elsevier B.V.

